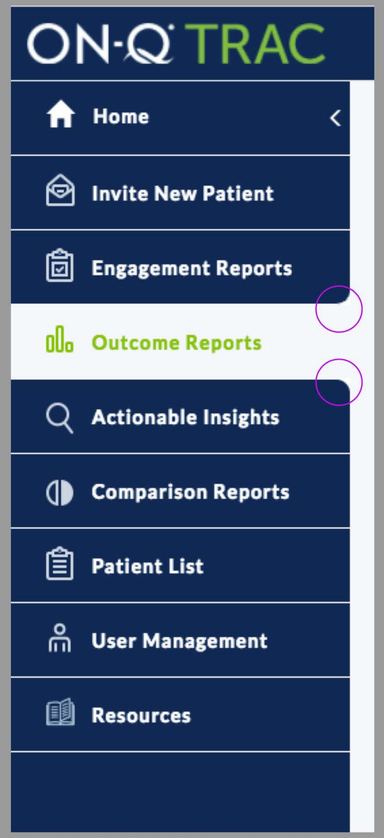

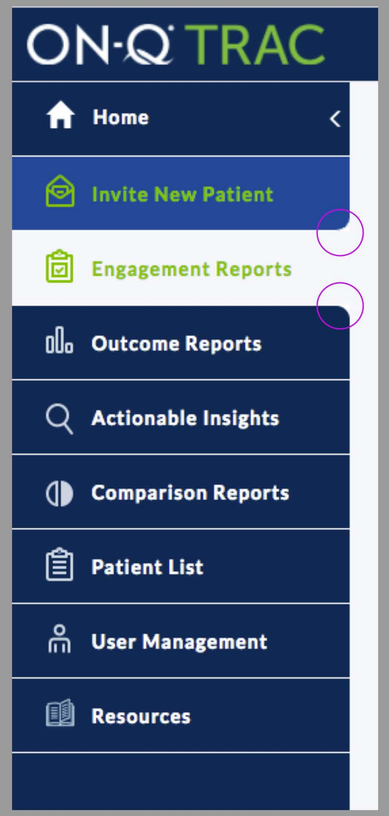

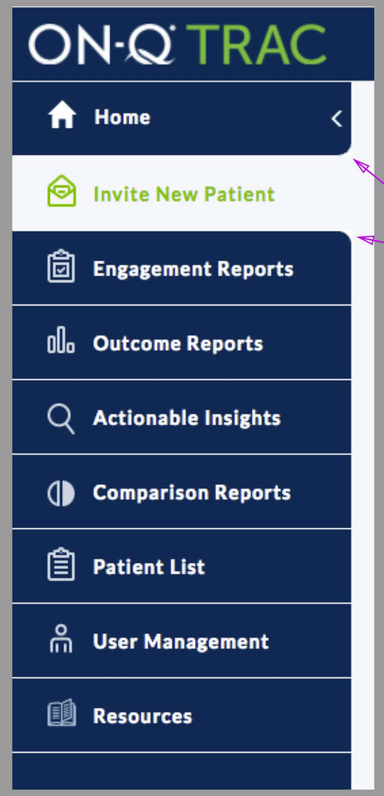

1. Not sure why radius it's not clear.

2. Background white color is shown on every button I clicked

Solution below:

1. Remove white background behind of dark blue

2. or Change white to the same color as content background #F6F7FB

3. or Make corner radius on each white background the same as dark blue in the front.

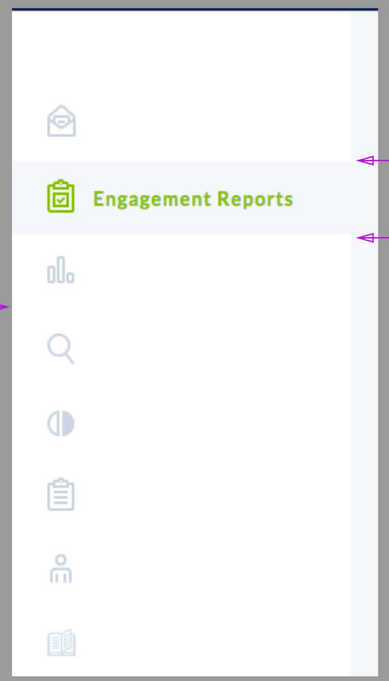

ON-Q TRAC

23 11 Fadmin First

- Home
- Invite New Patient
- Engagement Reports
- Outcome Reports
- Actionable Insights
- Comparison Reports
- Patient List
- User Management
- Resources

HALYARD

1 2

Applied Filters: Show Less

3 Site Name: GM3 JT Site | Surgeon (2) | Anesthesiologist (3) | ASA (3) | Pain Management Used (6) | Patient Age (5) | Gender (2) | Custom Tag: | CVCT (3) | OB/GYN (4) | Orthopedics (3) | General Surgery (4) | Bariatric: Lap Gastric Bypass (Roux-en-Y)

+ Filters

Comparison Reports

Applied Filters: Show More

Site Name: GM3 JT Site | Surgeon (2) | Anesthesiologist (3) | ASA (3)

4 Please add some padding

5 please update box-shadow

```
box-shadow: 0px 0px 5px #cccccc;
```

1 Font: LatoBold
Font-size: 14px
Font-color: #545d66;

2 Font: Lato
Font-size: 14px
Font-color: #347ab7
Hover-color: #286090

Styles | Computed | Event Listeners »

Filter :hov .cls +

```
element.style {
}
.filterbreadcrumb {                provider_style:2992
  display: inline;
  margin-left: 8px;
  margin-top: 3px;
  background-color: #f4f4f4;
  border-radius: 3px;
  float: left;
  border: 1px solid #e0e0e0;
}
* {                                bootstrap.css:1062
  -webkit-box-sizing: border-box;
  -moz-box-sizing: border-box;
  box-sizing: border-box;
}
```

3 Font: Lato
Font-size: 13px
Font-color: #545d66;

Current look

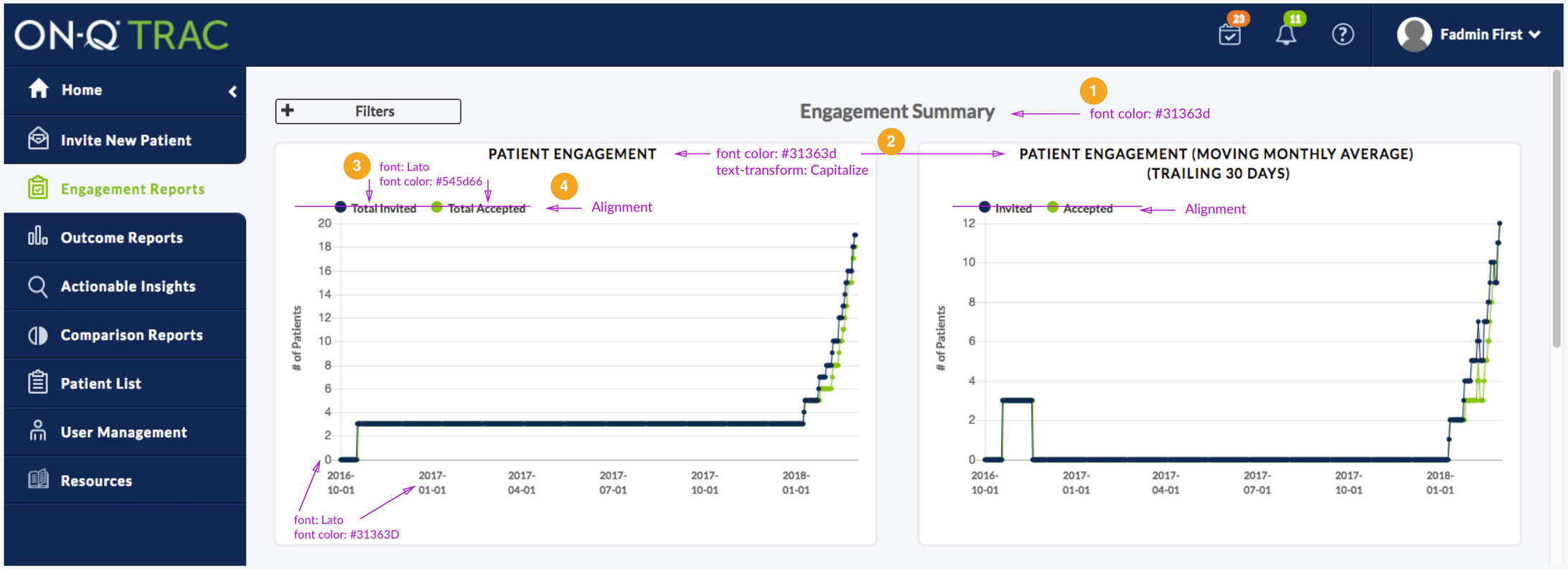

After updated

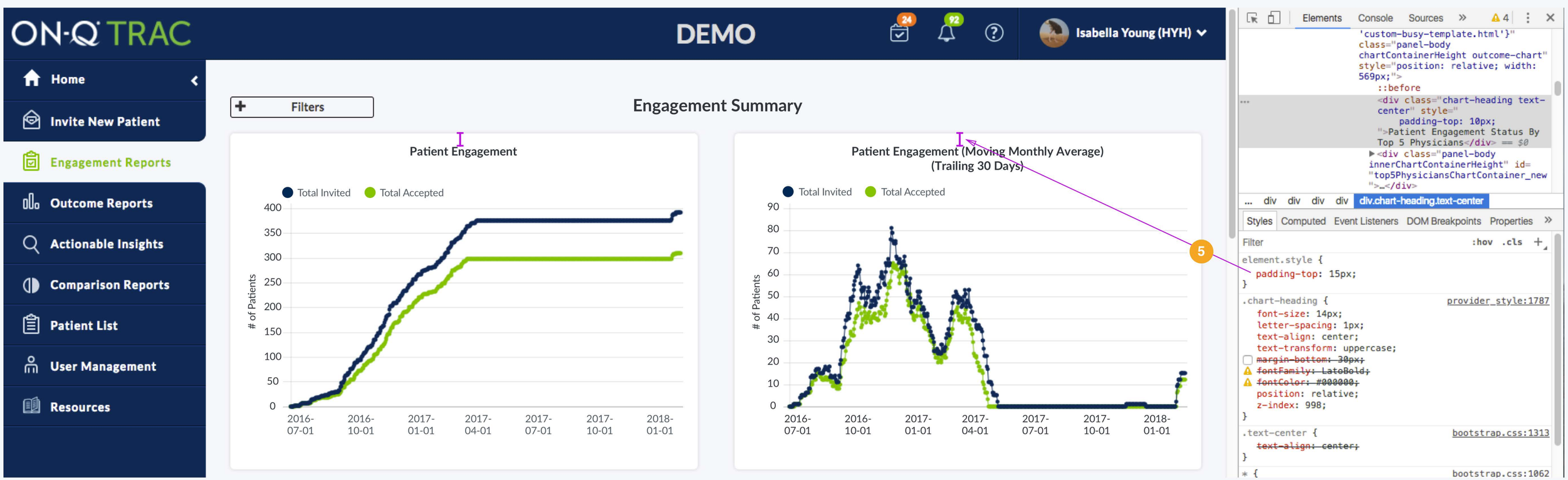

ON-Q TRAC

23 11 Fadmin First

- Home
- Invite New Patient
- Engagement Reports
- Outcome Reports
- Actionable Insights
- Comparison Reports
- Patient List
- User Management
- Resources

HALYARD

HALYARD

Terms of Use | Privacy

ON-Q® TRAC Patient Engagement v3.0.0

Filters

Engagement Summary

PATIENT ENGAGEMENT

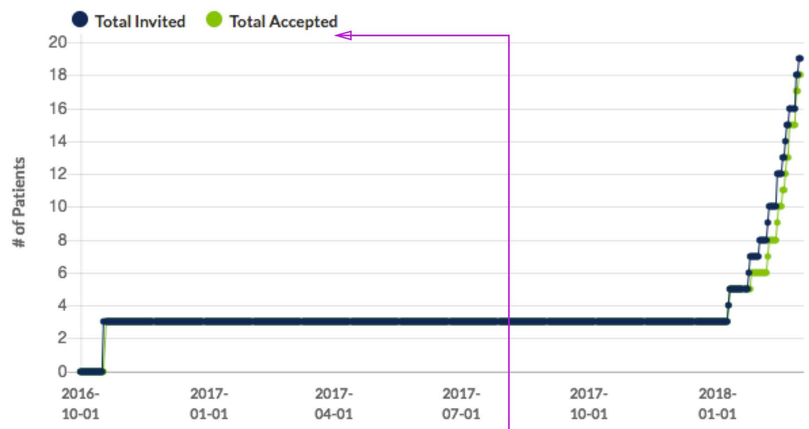

PATIENT ENGAGEMENT (MOVING MONTHLY AVERAGE) (TRAILING 30 DAYS)

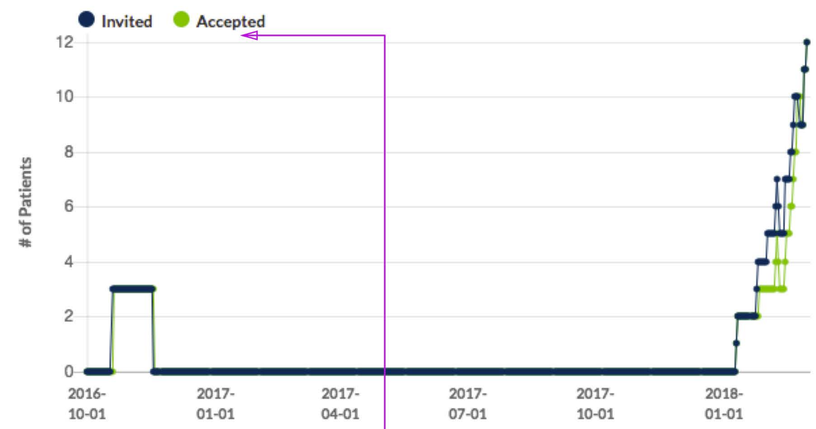

need to have same padding through every chart

PATIENT ENGAGEMENT STATUS BY TOP 5 PHYSICIANS

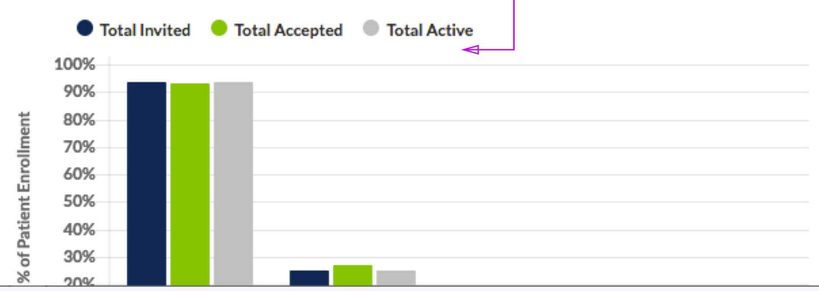

ON-Q TRAC COMPLETION RATE

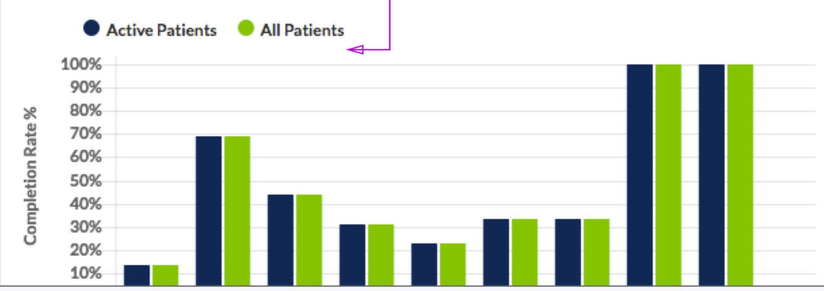

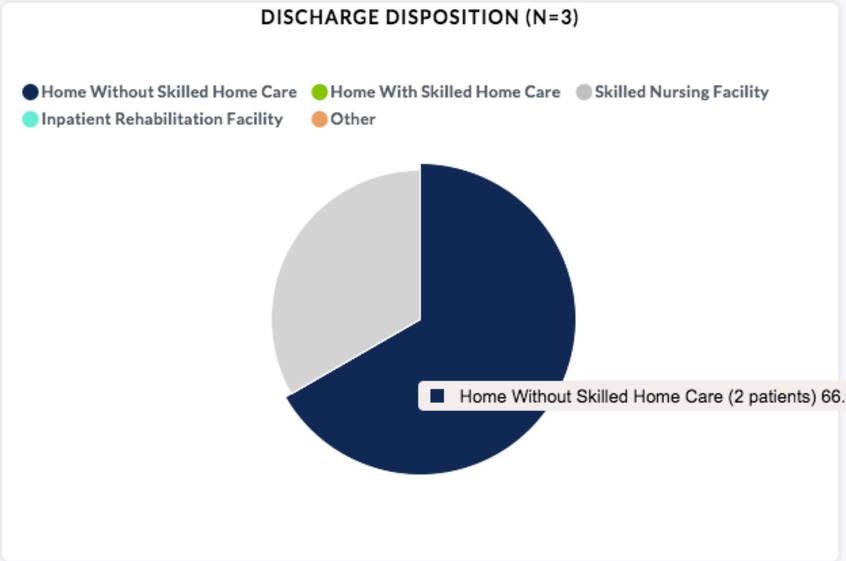

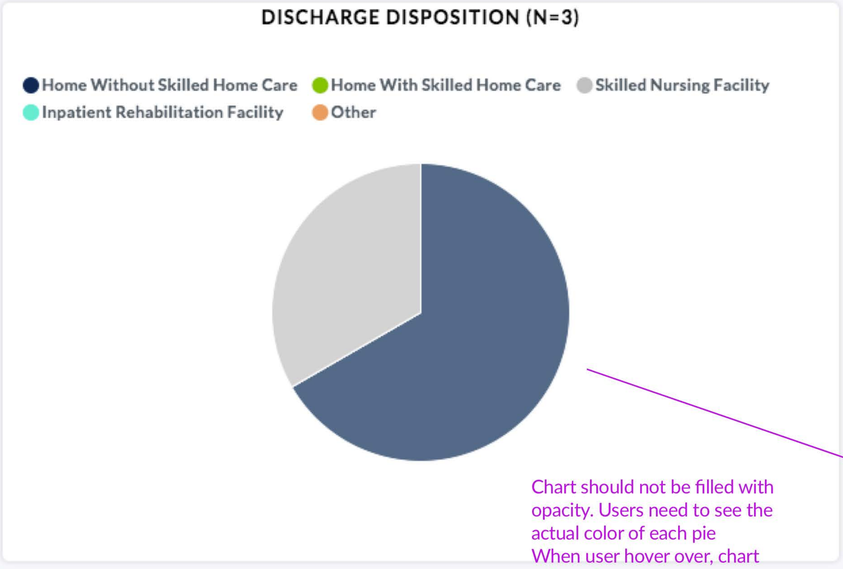

Chart should not be filled with opacity. Users need to see the actual color of each pie
When user hover over, chart enlarge it.

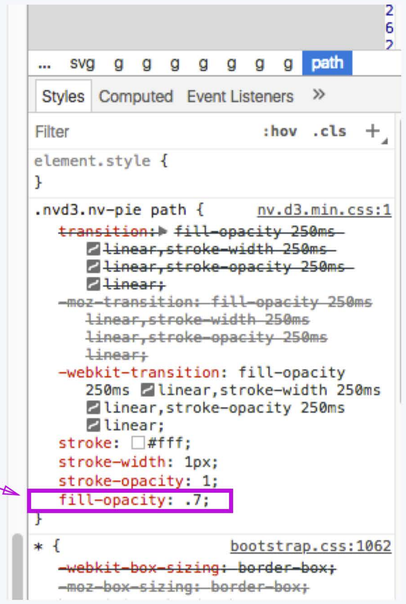

Actionable Insights

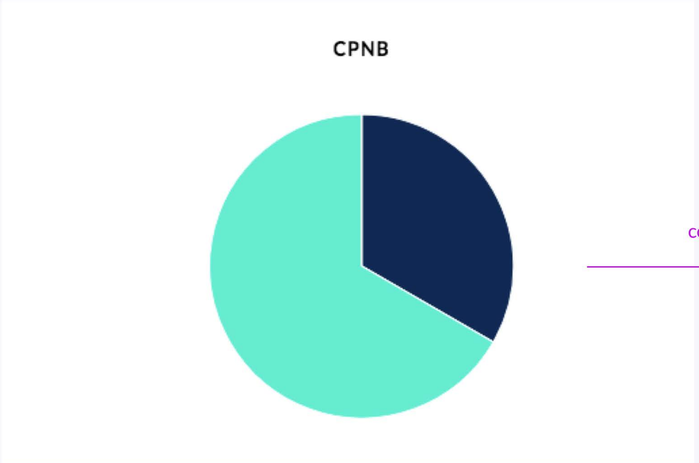

correct

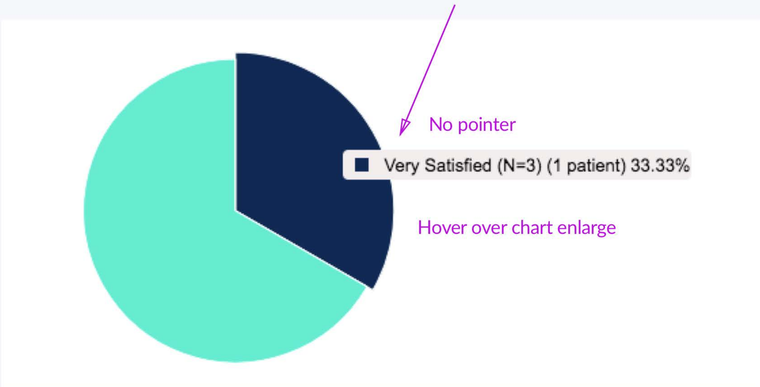

No pointer

Hover over chart enlarge

Home, Engagement Reports

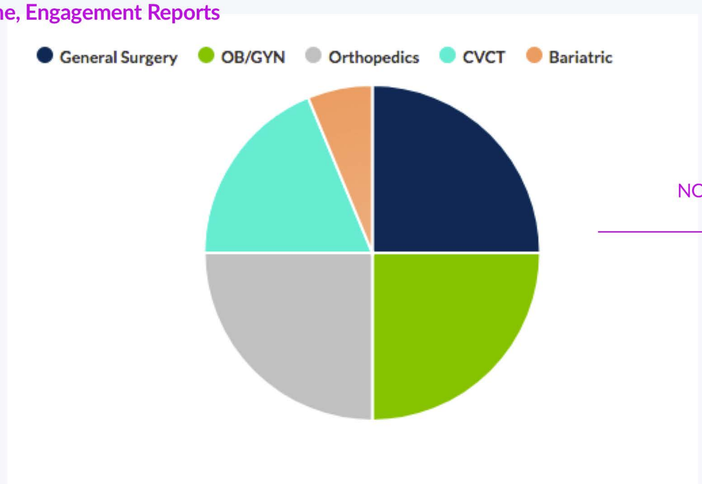

NOT correct

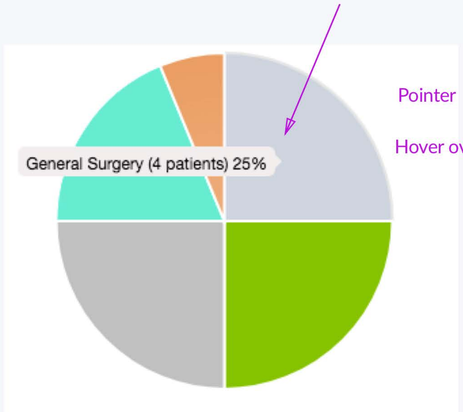

Pointer

Hover over chart grayout; not enlarge?

ON-Q TRAC

DEMO

Sara Romsaas

- Home
- Invite New Patient
- Engagement Reports
- Outcome Reports
- Actionable Insights
- Comparison Report
- Patient List
- User Management
- Resources

Notification Selection | Notification Delivery | Assigned Notification

1 Font: Lato
Font-size: 14px
Font color: #E87722

2

Alert: Selected recipient does not have mobile number in the system. Please have recipient add mobile number to his/her profile

7 Font: Lato
Font-size: 14px
Font color: #C0C0C0
Capitalize

Suspend | Activate

Deliver All Notifications to Selena Handy

3 Font: LatoBold
Font size: 14px
Font-color: #31363D

Notification Type	Email	SMS	Portal
Individual Threshold Communications			
Pain Score at Rest	☐	☐	☐
Pain Score During Activity	☐	☐	☐
24 Hr Morphine Equivalent	☐	☐	☐
Number of Side Effects	☐	☐	☐
Pain Compared to Expectations	☐	☐	☐
Group Threshold Communications			
Pain Score at Rest, Number of Side Effects, and Functional Abilities – Daily Activities	☐	☑	☑
Pain Score at Rest, Number of Side Effects, and Sleep Quality	☐	☐	☑
Pain Score at Rest and Pain Compared to Expectations	☑	☐	☑
24 Hr Morphine Equivalent and Number of Side Effects	☐	☐	☑
Custom Threshold Communications			
No Questions Available for This Category			

4 Font: LatoBold
Font size: 14px
Font-color: #31363D

5 Font: Lato
Font size: 14px
Font-color: #545D66

8 Checkbox should be center of header

6

same padding!!!!

Hope Surgery Center

HALYARD

Terms of Use | Privacy

ON-Q*Trac Patient Engagement v1.2.0

ON-Q TRAC

26 11 Fadmin First

- Home
- Invite New Patient
- Engagement Reports
- Outcome Reports
- Actionable Insights
- Comparison Reports
- Patient List
- User Management
- Resources

HALYARD

HALYARD
Terms of Use | Privacy
ON-Q® TRAC Patient Engagement v3.0.0

Filters

Outcome Reports

Date Range : Jan 9, 2018 - Mar 5, 2018

VAS Pain Average

Capitalize

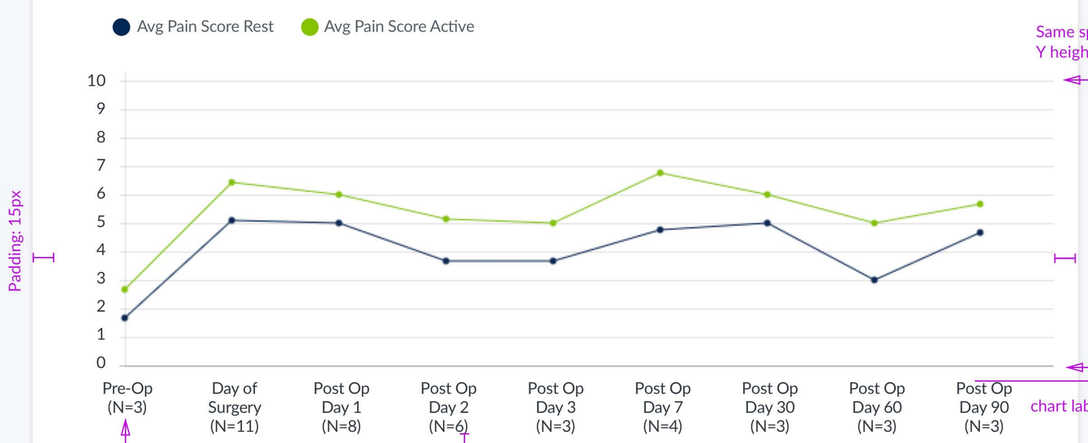

Padding: 15px

X and Y font: Lato font-color: #31363d

we have more space here so we can give more space on the top for legend label

Same space of Y height

chart label should be almost same height

Functional Recovery — Daily Activities

padding: 15px

font: Lato font-color: #545D66

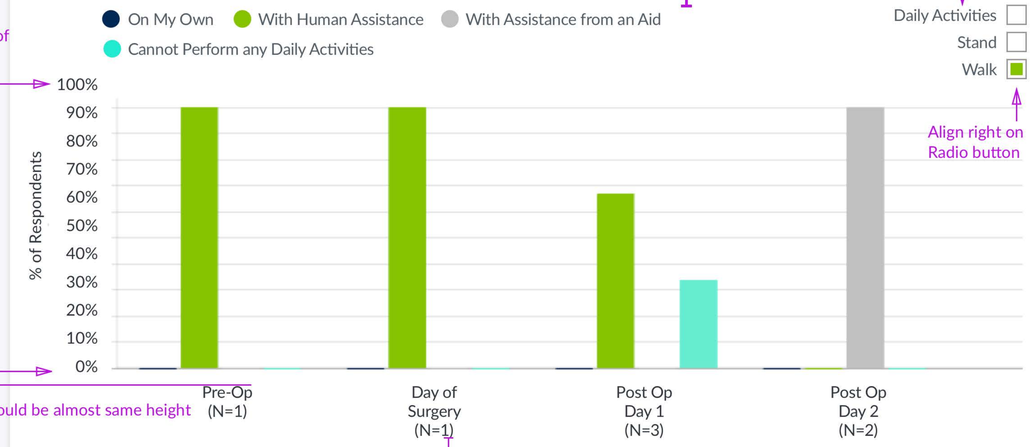

Align right on Radio button

PAIN COMPARED TO EXPECTATIONS

Padding

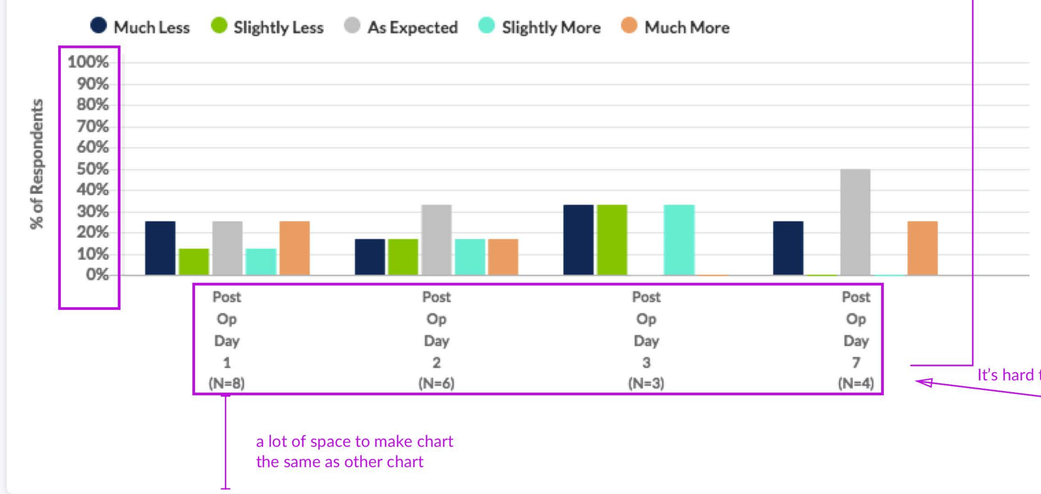

a lot of space to make chart the same as other chart

MORPHINE EQUIVALENT FOLLOWING SURGERY

View Conversion Table

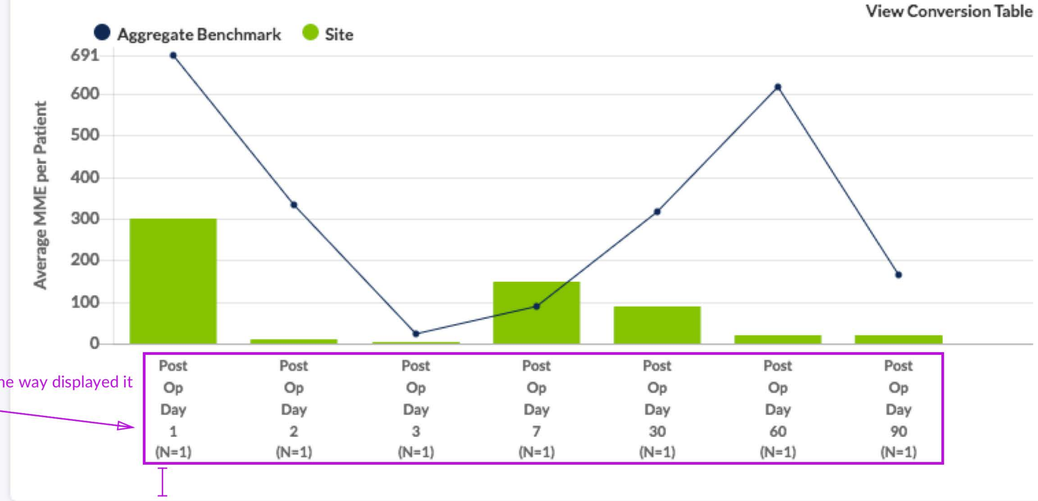

It's hard to read the way displayed it

ON-Q TRAC

Fadmin First

- Home
- Invite New Patient
- Engagement Reports
- Outcome Reports
- Actionable Insights
- Comparison Reports
- Patient List
- User Management
- Resources

HALYARD

Filters

List of all enrolled patients

Font-color: #31363D

Patient Name	Invited Date	Surgery Date	Surgeon	Anesthesiologist	Patient Enrollment Status	ON-Q* User	Action
Lai, Pedro	26 Feb 2018	26 Feb 2018	Surgeon, Other	test, test	Closed - Completed	No	
Leong, Lydia	26 Feb 2018	26 Feb 2018	Surgeon, Ssurgeon	Anest, Anesthesiologist	Closed - Completed	Yes	
Carrey, Jim	22 Feb 2018	22 Feb 2018	Surgeon, Ssurgeon	Anest, Anesthesiologist	Closed - Completed	Yes	
Meijer, Sandy	20 Feb 2018	20 Feb 2018	Surgeon, Ssurgeon		Closed - Completed	Yes	
Gatsby, Arlene	19 Feb 2018	19 Feb 2018	Surgeon, Ssurgeon		Closed - Completed	Yes	
Chauhan, Bhoopesh	17 Feb 2018	18 Feb 2018	Surgeon, Ssurgeon		Closed - Completed	No	
Lakeside, Greggy	20 Feb 2018	16 Feb 2018	Surgeon, Ssurgeon		Closed - Cancelled		
RAentry, testingRA	13 Feb 2018	13 Feb 2018	Surgeon, Ssurgeon		Active - Invited		
test, test	13 Feb 2018	08 Feb 2018	Surgeon, Ssurgeon		Active - Started	Yes	
Bier, Kelley	07 Feb 2018	07 Feb 2018	Surgeon, Ssurgeon	Anest, Anesthesiologist	Closed - Completed	Yes	
Navigation, Survey	06 Feb 2018	06 Feb 2018	Surgeon, Ssurgeon		Closed - Completed	Yes	
Testnewra, NewRA	31 Jan 2018	31 Jan 2018	Surgeon, Ssurgeon		Closed - Completed	Yes	
Waittime, PatList	24 Jan 2018	24 Jan 2018	Surgeon, Ssurgeon		Active - Accepted	No	
Chopra, Gaurav	23 Jan 2018	18 Jan 2018	Surgeon, Ssurgeon		Active - Accepted	No	
TestDateInSafari, Arne Madsen	10 Jan 2018	05 Jan 2018	Surgeon, Ssurgeon		Closed - Completed	Yes	

1 / 1

1 - 16 of 16 items

font-color: #545D66;

Elements

```
"commonUtil.getIsDemoUser()
? {'margin-top':'13px'} :
{'margin-top':'0px'}" style=
"margin-right: 15px; margin-
top: 0px;">
  ::before
  ▶<div class="row">…</div>
  ▶<div class="row">…</div>
  ▼<div class="row margin-
  top-15px
  patientListContainer">
    ::before
    ▼<div class="col-lg-12
    col-md-12 col-sm-12 col-
    xs-12">
```

Styles Computed Event Listeners

Filter :hov .cls

30px

```
element.style {
  padding: ▶ ~~15px~~ 30px;
}
.jumbotron .category-info-wrapper {  provider_style:1492
  background: ▶ #fff;
  border-radius: ▶ 5px;
  ~~padding: ▶ 15px;~~
  box-shadow: 0 0 ~~3px~~ ~~#808080;~~
}
.patient-grid-wrapper, .chart-container {  provider_style:638
  min-width: 1006px;
}
.patient-grid-wrapper, .patient-grid-wrapper .ui-grid-canvas, .site-user-grid-wrapper, .site-user-grid-wrapper .ui-grid-canvas, .site-user-grid-wrapper .ui-grid-header-canvas {  provider_style:627
  ~~min-width: 100%;~~
}
* {  bootstrap.css:1062
  ~~-webkit-box-sizing: border-box;~~
  ~~-moz-box-sizing: border-box;~~
  box-sizing: border-box;
}
div {  user agent stylesheet
  display: block;
}
```

5px

cccccc;

ON-Q TRAC

Fadmin First

- Home
- Invite New Patient
- Engagement Reports
- Outcome Reports
- Actionable Insights
- Comparison Reports
- Patient List
- User Management
- Resources

HALYARD

Filters

List of all enrolled patients

Font-color: #31363D

Patient Name	Invited Date	Surgery Date	Surgeon	Anesthesiologist	Patient Enrollment Status	ON-Q* User	Action
Lai, Pedro	26 Feb 2018	26 Feb 2018	Surgeon, Other	test, test	Closed - Completed	No	
Leong, Lydia	26 Feb 2018	26 Feb 2018	Surgeon, Ssurgeon	Anest, Anesthesiologist	Closed - Completed	Yes	
Carrey, Jim	22 Feb 2018	22 Feb 2018	Surgeon, Ssurgeon	Anest, Anesthesiologist	Closed - Completed	Yes	
Meijer, Sandy	20 Feb 2018	20 Feb 2018	Surgeon, Ssurgeon		Closed - Completed	Yes	
Gatsby, Arlene	19 Feb 2018	19 Feb 2018	Surgeon, Ssurgeon		Closed - Completed	Yes	
Chauhan, Bhoopesh	17 Feb 2018	18 Feb 2018	Surgeon, Ssurgeon		Closed - Completed	No	
Lakeside, Greggy	20 Feb 2018	16 Feb 2018	Surgeon, Ssurgeon		Closed - Cancelled		
RAentry, testingRA	13 Feb 2018	13 Feb 2018	Surgeon, Ssurgeon		Active - Invited		
test, test	13 Feb 2018	08 Feb 2018	Surgeon, Ssurgeon		Active - Started	Yes	
Bier, Kelley	07 Feb 2018	07 Feb 2018	Surgeon, Ssurgeon	Anest, Anesthesiologist	Closed - Completed	Yes	
Navigation, Survey	06 Feb 2018	06 Feb 2018	Surgeon, Ssurgeon		Closed - Completed	Yes	
Testnewra, NewRA	31 Jan 2018	31 Jan 2018	Surgeon, Ssurgeon		Closed - Completed	Yes	
Waittime, PatList	24 Jan 2018	24 Jan 2018	Surgeon, Ssurgeon		Active - Accepted	No	
Chopra, Gaurav	23 Jan 2018	18 Jan 2018	Surgeon, Ssurgeon		Active - Accepted	No	
TestDateInSafari, Arne Madsen	10 Jan 2018	05 Jan 2018	Surgeon, Ssurgeon		Closed - Completed	Yes	

1 / 1

1 - 16 of 16 items

```
Elements
▶<div ui-i18n="en" class="ui-grid ng-isolate-scope grid1519755823549" style="width:100%; height:550px;word-wrap: normal" ui-grid="gridOptions1" ui-grid-auto-resize="ui-grid-auto-resize" ui-grid-expandable="ui-grid-expandable" ui-grid-pagination="ui-grid-pagination">…</div> == $0
... div
Styles  Computed  Event Listeners
Filter  :hov .cls +
element.style {
  width: 100%;
  height: 550px;
  word-wrap: normal;
}
.top-cornor-radius  provider style:2617
.ui-grid {
  border-top-left-radius: 13px;
  border-top-right-radius: 13px;
}
.grid1519755823549 {  <style>…</style>
}
.ui-grid {  ui-grid.min.css:10
  border:▶ 1px solid #d4d4d4;
  box-sizing: content-box;
  -webkit-border-radius: 0;
  -moz-border-radius: 0;
  border-radius:▶ 0;
  -webkit-transform: translateZ(0);
  -moz-transform: translateZ(0);
  -o-transform: translateZ(0);
  -ms-transform: translateZ(0);
  transform: translateZ(0);
}
* {  bootstrap.css:1062
  -webkit-box-sizing: border-box;
  -moz-box-sizing: border-box;
  box-sizing: border-box;
}
div {  user agent stylesheet
  display: block;
}
```

8px

ON-Q TRAC

Fadmin First

- Home
- Invite New Patient
- Engagement Reports
- Outcome Reports
- Actionable Insights
- Comparison Reports
- Patient List
- User Management
- Resources

HALYARD

HALYARD

Terms of Use | Privacy

ON-Q® TRAC Patient Engagement v3.0.0

Pedro Lai

Edit

PATIENT INFORMATION

First Name *
Pedro

Last Name *
Lai

Email Address *
plai@test.co

Gender *
Male Female

Inpatient / Outpatient
Inpatient Outpatient

Date Of Birth *
Mar 05 1957

Medical Record Number

Disabled input

Disabled input

Disabled select menu

Disabled select

Can't check this

Submit

Copy

```
<form>
  <fieldset disabled>
    <div class="form-group">
      <label for="disabledTextInput">Disabled input</label>
      <input type="text" id="disabledTextInput" class="form-control" placeholder="Disabled input">
    </div>
    <div class="form-group">
      <label for="disabledSelect">Disabled select menu</label>
      <select id="disabledSelect" class="form-control">
        <option>Disabled select</option>
      </select>
    </div>
    <div class="form-check">
      <input class="form-check-input" type="checkbox" id="disabledFieldsetCheck" disabled>
      <label class="form-check-label" for="disabledFieldsetCheck">
        Can't check this
      </label>
    </div>
    <button type="submit" class="btn btn-primary">Submit</button>
  </fieldset>
</form>
```

Disabled changed color of background and text. no need to provide colors to developer

Bootstrap disabled form
Add the disabled attribute to a <fieldset> to disable all the controls within

User Profiles | Email Management | Custom Tag | Survey Management

SURVEY MANAGEMENT

Welcome to the section where you, as a site administrator, have the ability to create and assign unique custom surveys. It is advisable that you get acceptance from your licensed clinician users before assigning any custom survey to his/her patients. Once created and selected, the new survey will be the new survey for all patients invited for that clinician.

Initiate the process by clicking the "Create Custom Survey" button. Review the survey question library and select questions from available options. Next, click the "Configure Custom Survey" button that will take you to a new page to finalize custom survey assignment and timing.

If you have a new question that you would like to be considered for inclusion into the library, please submit your idea to the ON-Q* TRAC Team at Halyard Health

Create Custom Survey

Survey Name	Surgical Procedure	Create Date	Start Date	End Date	Sum Count
Ortho 1	Knee replacement, implantation-To...	20 Dec 2017	20 Dec 2017	29 Dec 2017	

Details

Ortho 1 — View Details

QUESTIONS	RESPONSE CHOICES
This morning my blood pressure is	1. mmHg
This morning I weighed	1. Yes/No

```
"appController" class="ng-scope gr__gm-halyardtrac_cs19_force_com
ext-strict">
  ▶<head>…</head>
  ▼<body class="hideScroll  ext-webkit ext-chrome ext-mac" ng-
  class="{'splash-screen':commonUtil.getSplashdata()==true}" data-
  gr-c-s-loaded="true">
… ▼<div class="dynamicWindowHeight toggled" id="wrapper" ng-
    class="{'toggled' : !commonUtil.getSplashdata()}" style="height:
    825px;"> == $0
      ▶<nav class="navbar navbar-default navbar-fixed-top
      customTopNavBar" ng-show="!commonUtil.getSplashdata()">…</nav>
      ▶<div class="leftSideBarMargin expandmode" id="sidebar-
      wrapper" ng-show="commonUtil.getUserData() &&
      !commonUtil.getSplashdata()" style="z-index:9999999999">…
      </div>
      ▶<div class="menu-bar-container">…</div>
      ▶<div class="sideBtnMenu">…</div>
      ▼<div class="staticPage jumbotron" ng-class="{'toggled' :
      commonUtil.getIsOnSplashScreen() == true,'splash-screen':
      commonUtil.getSplashdata()==true, 'jumbotron':
      commonUtil.getSplashdata()==false}" style="min-width:730px">
        ▼<div class="container">
          ::before
          ▶<div class="row">…</div>
          ::after
        </div>
      </div>
    </div>
```

... div#wrapper.dynamicWindowHeight.toggled | div | div | div

Styles | Event Listeners | DOM Breakpoints | Properties

```
Filter                                  :hov  .cls  +
}
@media (min-width: 769px)
#wrapper {                    provider_style:1273
  ~~padding-left: 250px;~~
}
#wrapper {                    provider_style:1262
  padding-left: 250px !important;
}
.dynamicWindowHeig            provider_style:7190
ht {
  ☑ overflow-y: overlay;
  ☑ ~~-webkit-overflow-scrolling: touch;~~
  ☑ position: relative;
  ☑ top: 55px;
  ☑ padding-top: 11px;
}
* {                           bootstrap.css:1062
  ~~-webkit-box-sizing: border-box;~~
  ~~-moz-box-sizing: border-box;~~
  box-sizing: border-box;
}
div {                         user agent stylesheet
  display: block;
```

position 55
margin –
border –
padding 11
250 | 1198 × 814
–
–
–
-55

Filter | Show all

box-sizing	border…
color	rgb(51
display	block
font-family	LatoBo…
font-size	14px
height	825px
line-height	20px
overflow-y	overlay
padding-lef…	250px

User Profiles | Email Management | Custom Tag | Survey Management

SURVEY MANAGEMENT

Welcome to the section where you, as a site administrator, have the ability to create and assign unique custom surveys. It is advisable that you get acceptance from your licensed clinician users before assigning any custom survey to his/her patients. Once created and selected, the new survey will be the new survey for all patients invited for that clinician.

Initiate the process by clicking the "Create Custom Survey" button. Review the survey question library and select questions from available options. Next, click the "Configure Custom Survey" button that will take you to a new page to finalize custom survey assignment and timing.

If you have a new question that you would like to be considered for inclusion into the library, please submit your idea to the ON-Q* TRAC Team at Halyard Health

Create Custom Survey

Survey Name	Surgical Procedure	Create Date	Start Date	End Date	Sum Count
Ortho 1	Knee replacement, implantation-To...	20 Dec 2017	20 Dec 2017	29 Dec 2017	

Details

Ortho 1 — View Details

QUESTIONS	RESPONSE CHOICES
This morning my blood pressure is	1. mmHg
This morning I weighed	1. Yes/No
In the last 24 hours, I used my incentive spirometer as directed by my doctor	1. Yes/No

```
id="sidebar-wrapper" ng-show=
"commonUtil.getUserData() &&
!commonUtil.getSplashdata()" style="z-index:
9999999999">…</div>
▶<div class="menu-bar-container">…</div>
▶<div class="sideBtnMenu">…</div>
▼<div class="staticPage jumbotron" ng-
class="{'toggled' :
commonUtil.getIsOnSplashScreen() ==
true,'splash-screen':
commonUtil.getSplashdata()==true,
'jumbotron':commonUtil.getSplashdata()
==false}" style="min-width:730px">
  ▼<div class="container">  == $0
    ::before
    ▼<div class="row">
      ::before
      ▶<div class="loading ng-hide">…</div>
      <!-- uiView: -->
      ▼<ui-view autoscroll="true" class="ng-
      scope">
        <script src="/OnQTrac/static/
        111213/js/perf/stub.js" type="text/
        javascript" class="ng-scope">
        </script>
        <script src="/OnQTrac/jslibrary/
        1515433094000/sfdc/main.js" type=
        "text/javascript" class="ng-scope">
        </script>
```

... div.container div ui-view div #home div ...

Styles | Computed | Event Listeners | DOM Breakpoints

Filter :hov .cls +

```
.container {                          bootstrap.css:1592
}
@media (min-width: 992px)
.container {                          grid.less:22
}
@media (min-width: 768px)
.container {                          grid.less:85
}
.container {                          bootstrap.css:1577
  padding-right: 15px;
  padding-left: 15px;
  margin-right: auto;
  margin-left: auto;
}
* {                                   bootstrap.css:1062
  -webkit-box-sizing: border-box;
  -moz-box-sizing: border-box;
  box-sizing: border-box;
}
div {                                 user agent stylesheet
  display: block;
}
```

User Profiles | Email Management | Custom Tag | Survey Management

SURVEY MANAGEMENT

Welcome to the section where you, as a site administrator, have the ability to create and assign unique custom surveys. It is advisable that you get acceptance from your licensed clinician users before assigning any custom survey to his/her patients. Once created and selected, the new survey will be the new survey for all patients invited for that clinician.

Initiate the process by clicking the "Create Custom Survey" button. Review the survey question library and select questions from available options. Next, click the "Configure Custom Survey" button that will take you to a new page to finalize custom survey assignment and timing.

If you have a new question that you would like to be considered for inclusion into the library, please submit your idea to the ON-Q* TRAC Team at Halyard Health

Create Custom Survey

Survey Name	Surgical Procedure	Create Date	Start Date	End Date	Sum Count
Ortho 1	Knee replacement, implantation-To...	20 Dec 2017	20 Dec 2017	29 Dec 2017	

Details

Ortho 1 — View Details

QUESTIONS	RESPONSE CHOICES
This morning my blood pressure is	1. mmHg
This morning I weighed	1. Yes/No
In the last 24 hours, I used my incentive spirometer as directed by my doctor	1. Yes/No

```
!commonUtil.getSplashdata()" style="z-index:
9999999999">…</div>
▶<div class="menu-bar-container">…</div>
▶<div class="sideBtnMenu">…</div>
▼<div class="staticPage jumbotron" ng-
class="{'toggled' :
commonUtil.getIsOnSplashScreen() ==
true,'splash-screen':
commonUtil.getSplashdata()==true,
'jumbotron':commonUtil.getSplashdata()
==false}" style="min-width:730px">
  ▼<div class="container">
    ::before
    ▶<div class="row">…</div> == $0
    ::after
  </div>
</div>
</div>
<script src="/OnQTrac/resource/
1516628868000/provider_libs/bootstrap/js/
bootstrap.min.js"></script>
<script charset="utf-8" src="/OnQTrac/
resource/1516628868000/provider_libs/
angular-chartjs/chart.js"></script>
<script charset="utf-8" src="/OnQTrac/
resource/1516628868000/provider_libs/
angular-chartjs/angular-chart.js"></script>
<script src="/OnQTrac/resource/
1516628868000/provider_libs/angular/angular-
```

html body #wrapper div div.container div.row

Styles | Computed | Event Listeners | DOM Breakpoints

Filter :hov .cls

```
element.style {
}
.row {                                  grid.less:16
  margin-right: 15px;
  margin-left: 20px;
}
* {                                     bootstrap.css:1062
  -webkit-box-sizing: border-box;
  -moz-box-sizing: border-box;
  box-sizing: border-box;
}
div {                                   user agent stylesheet
  display: block;
}
Inherited from div.staticPage.jumbotron
.jumbotron {                            jumbotron.less:8
  padding-top: 30px;
  padding-bottom: 30px;
  margin-bottom: 30px;
  color: inherit;
  background-color: #eee;
}
```